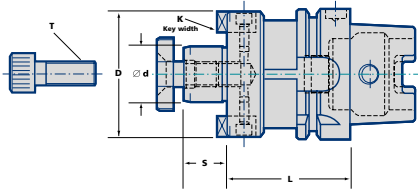


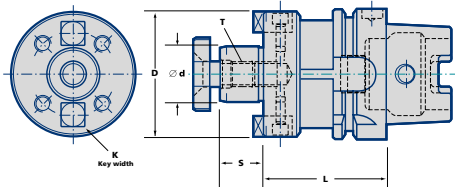
Face Mill/Shell Mill Adaptors

Fig 1



SM16 and SM22 are supplied with Caphead Screws

Fig 2

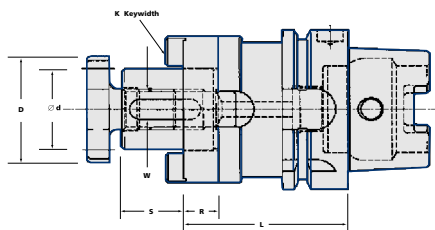


Taper	Ordering No.	Stock	fig	d	L	S	D	K	T
50	HSK-50A-SM16-050	•	1	16	50	17	40	8	M8
	HSK-50A-SM22-060	•	1	22	60	19	50	10	M10
	HSK-50A-SM27-060	•	1	27	60	21	60	12	M12
63	HSK-63A-SM16-050	•	1	16	50	17	40	8	M8
	HSK-63A-SM22-050	•	1	22	50	19	50	10	M10
	HSK-63A-SM27-060	•	1	27	60	21	60	12	M12
	HSK-63A-SM32-060	•	1	32	60	24	78	14	M16
	HSK-63A-SM40-060	•	2	40	60	27	89	16	M20
100	HSK-100A-SM16-050	•	1	16	50	17	40	8	M8
	HSK-100A-SM22-050	•	1	22	50	19	50	10	M10
	HSK-100A-SM27-050	•	1	27	50	21	60	12	M12
	HSK-100A-SM32-050	•	1	32	50	24	78	14	M16
	HSK-100A-SM40-060	•	2	40	60	27	89	16	M20

Spare Parts

Wrenches	Retaining Screws	Drive Keys
See page 131	See page 140	See page 140

Combi Shell Mill Adaptors



Coolant Tubes and Wrenches - page 134

Taper	Ordering No.	Stock	d	W	K	D	L	S	R	T
50	HSK-50A-CS16-050	•	16	4	8	32	50	17	10	M8
	HSK-50A-CS22-060	•	22	6	10	40	60	19	12	M10
	HSK-50A-CS27-065	•	27	7	12	48	65	21	12	M12
63	HSK-63A-CS16-060	•	16	4	8	32	60	17	10	M8
	HSK-63A-CS22-060	•	22	6	10	40	60	19	12	M10
	HSK-63A-CS27-060	•	27	7	12	48	60	21	12	M12
	HSK-63A-CS32-065	•	32	8	14	58	65	24	14	M16
	HSK-63A-CS40-070	•	40	10	16	70	70	27	14	M20
100	HSK-100A-CS16-060	•	16	4	8	32	60	17	10	M8
	HSK-100A-CS22-060	•	22	6	10	40	60	19	12	M10
	HSK-100A-CS27-060	•	27	7	12	48	60	21	12	M12
	HSK-100A-CS32-060	•	32	8	14	58	60	24	14	M16
	HSK-100A-CS40-070	•	40	10	16	70	70	27	14	M20

Spare Parts

Wrenches	Retaining Screws	Drive Keys	Drive Rings
See page 131	See page 140	See page 140	See page 140

• = Standard Product - Normally Ex Stock
 ◦ = Standard Product - Availability on Request

Packing unit and ordering example: 1 piece HSK50A-SM16-050