

## Weldon End Mill/Sidelock Holders

Fig 1

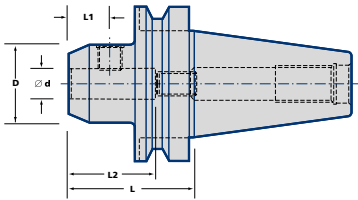
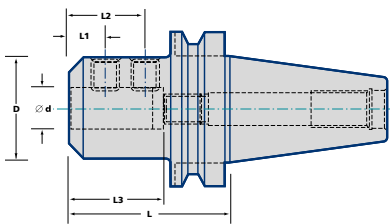


Fig 2

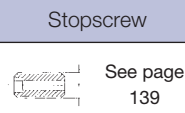
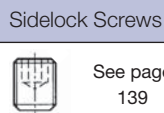


'B' form available  
Order Example:  
BT40B – EM20-063

**Balanced by Design**

Taper	Ordering No.	Stock	fig	d	D	L	L1	L2	L3
30	BT30- EM06- 050	•	1	6	25	50	18	-	40
	BT30- EM08- 060	○	1	8	28	60	18	-	40
	BT30- EM10- 060	•	1	10	35	60	20	-	45
	BT30- EM12- 060	•	1	12	42	60	22,5	-	50
	BT30- EM16- 060	•	1	16	48	60	24	-	53
	BT30- EM20- 080	•	1	20	52	80	25	-	55
	BT30- EM25- 090	•	2	25	65	90	24	49	60
40	BT40- EM06- 050	•	1	6	25	50	18	-	40
	BT40- EM08- 050	•	1	8	28	50	18	-	40
	BT40- EM10- 063	•	1	10	35	63	20	-	45
	BT40- EM12- 063	•	1	12	42	63	22,5	-	50
	BT40- EM14- 063	○	1	14	44	63	22,5	-	50
	BT40- EM16- 063	•	1	16	48	63	24	-	53
	BT40- EM18- 063	○	1	18	50	63	24	-	53
	BT40- EM20- 063	•	1	20	52	63	25	-	55
	BT40- EM25- 090	•	2	25	65	90	24	49	60
	BT40- EM32- 110	•	2	32	72	110	24	52	64
	BT40- EM40- 115	•	2	40	80	115	30	62	74

## Spare Parts



• = Standard Product - Normally Ex Stock  
○ = Standard Product - Availability on Request

Packing unit and ordering example: 1 piece BT30-EM06-050

**Weldon End Mill/Sidelock Holders cont'd**

Fig 1

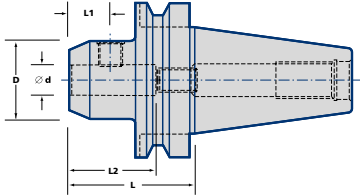
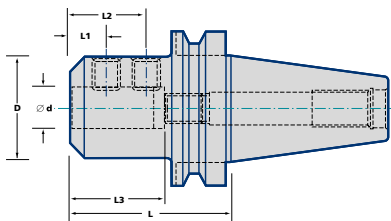


Fig 2



Taper	Ordering No.	Stock	fig	d	D	L	L1	L2	L3
50	BT50- EM06- 063	○	1	6	25	63	18	-	40
	BT50- EM06- 150	○	1	6	25	150	18	-	40
	BT50- EM08- 063	●	1	8	28	63	18	-	40
	BT50- EM08- 150	●	1	8	28	150	18	-	40
	BT50- EM10- 080	●	1	10	35	80	20	-	45
	BT50- EM10- 100	●	1	10	35	100	20	-	45
	BT50- EM10- 150	○	1	10	35	150	20	-	45
	BT50- EM12- 080	●	1	12	42	100	22,5	-	50
	BT50- EM12- 150	○	1	12	42	150	22,5	-	50
	BT50- EM14- 080	○	1	14	44	80	22,5	-	50
	BT50- EM14- 150	○	1	14	44	150	22,5	-	50
	BT50- EM16- 080	●	1	16	48	80	24	-	53
	BT50- EM16- 150	○	1	16	50	150	24	-	53
	BT50- EM18- 080	○	1	18	50	80	24	-	53
	BT50- EM18- 150	○	1	18	52	150	24	-	53
	BT50- EM20 080	●	1	20	52	80	25	-	55
	BT50- EM20- 150	○	1	20	65	80	25	-	55
	BT50- EM25- 105	●	2	25	65	105	24	49	60
	BT50- EM32- 105	●	2	32	72	105	24	52	64
	BT50- EM40- 120	●	2	40	90	120	30	62	74
BT50- EM50- 130	●	2	50	100	130	35	70	84	

**Balanced by Design**

**Spare Parts**

Sidelock Screws

Stopscrew



See page 139

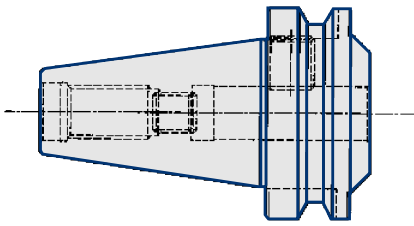


See page 139



● = Standard Product - Normally Ex Stock  
○ = Standard Product - Availability on Request

Packing unit and ordering example: 1 piece BT50-EM06-063

**Short End Mill/Sidelock Adaptors**

	Taper	Ordering No.	Stock	d	L	
	<b>40</b>	BT40-EM06-032	○	6	32	
		BT40-EM08-032	○	8	32	
		BT40-EM10-032	○	10	32	
		BT40-EM12-032	●	12	32	
		BT40-TM16-032	○	16	32	
		BT40-EM16-033	○	16	33	
		BT40-TM20-032	●	20	32	
		BT40-EM20-035	○	20	35	
		BT40-TM25-032	●	25	32	
		BT40-EM25-037	○	25	37	
		BT40-EM25-045	●	25	45	
		BT40-EM32-063	○	32	63	
		BT40-EM32-070	●	32	70	
		<b>50</b>	BT50-EM20-035	○	20	35
	BT50-TM25-044		●	25	44	
	BT50-EM25-060		○	25	60	
BT50-EM32-070	○		32	70		

**Spare Parts**

Sidelock Screws	Stopscrew		
 See page 139	 See page 139		

● = Standard Product - Normally Ex Stock  
○ = Standard Product - Availability on Request

Packing unit and ordering example: 1 piece BT40-EM06-032