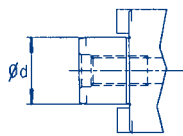
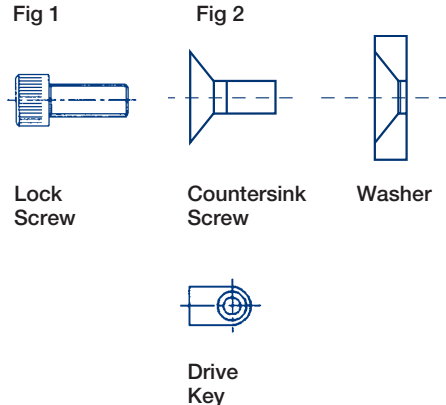
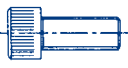
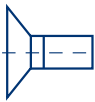


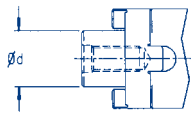
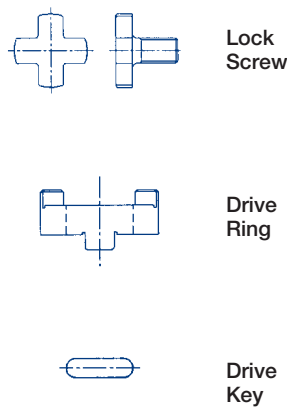


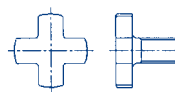


■ Face Mill/Shell Mill Adaptor Spares

 		Lockscrew Ordering No.	Stock	Drive key Ordering No.	Stock	d	Washer Ordering No.	Countersink Screw Ordering No.
		KLS-16 (1)	•	SMK-16	•	16		
KLS-22 (1)	•	SMK-22	•	22				
	•	SMK-27	•	27	SF27-WR11	TMV-1235		
	•	SMK-32	•	32	SF32-WR06	TMV-1640		
	•	SMK-40	•	40	SF40-WR07	TMV-2040		

 Lock Screw  
 Countersink Screw  
 Washer  
 Drive Key

■ 'Combi' Shell Mill Adaptor Lockscrews and Drivers

 		Lockscrew Order code	Stock	Drive ring Order code	Stock	Drive key Order code	Stock	d
		TMX-16	•	CDR-16	•	CDK-16	•	16
TMX-22	•	CDR-22	•	CDK-22	•	22		
KLS-27	•	CDR-27	•	CDK-27	•	27		
KLS-32	•	CDR-32	•	CDK-32	•	32		
KLS-40	•	CDR-40	•	CDK-40	•	40		

 Lock Screw  
 Drive Ring  
 Drive Key

• = Standard Product - Normally Ex Stock  
 ◦ = Standard Product - Availability on Request

Packing unit and ordering example: 1 piece KLS-16