

**Morse Taper Adaptors**

Fig 1 TANG TYPE - MT

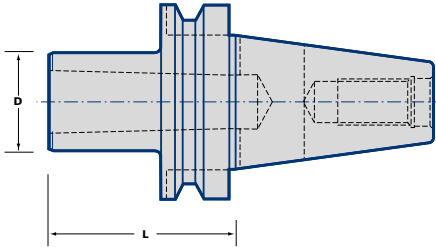


Fig 2 DRAWBOLT TYPE - MB

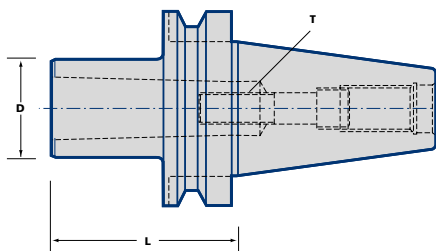
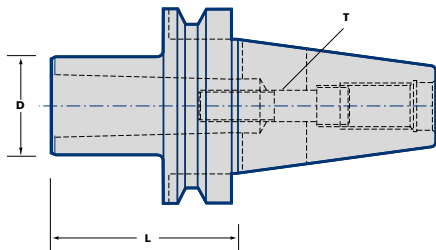


Fig 3 COMBINATION TYPE - MC (TANG and DRAWBOLT)



Taper	Ordering No.	Stock	fig	mt	L	D	T
<b>30</b>	BT30- MT1- 050	•	1	1	50	25	-
	BT30- MT2- 060	•		2	60	32	-
<b>35</b>	BT35- MT1- 050	○	1	1	50	25	-
	BT35- MT2- 060	○		2	60	32	-
	BT35- MT3- 080	○		3	80	40	-
<b>40</b>	BT40- MT1- 050	•	1	1	50	25	-
	BT40- MT2- 050	•		2	50	32	-
	BT40- MB2- 045	•	2	2	45	32	M10
	BT40- MT3- 070	•		3	70	40	-
	BT40- MB3- 090	•	2	3	90	40	M12
	BT40- MT4- 095	•		4	95	48	-
	BT40- MB4- 125	•	2	4	125	48	M16
<b>50</b>	BT50- MC2- 060	•		3	2	60	32
	BT50- MC2- 150	•	150			32	M10
	BT50- MC3- 065	•	3	3	65	40	M12
	BT50- MC3- 150	•			150	40	M12
	BT50- MT4- 095	○	4	4	95	48	M16
	BT50- MC4- 150	•			150	48	M16
	BT50- MT5- 105	•	1	5	105	70	-

• = Standard Product - Normally Ex Stock  
○ = Standard Product - Availability on Request

Packing unit and ordering example: 1 piece BT30-MT1-050