

SuperaC Slimline Toolholder : MAS 403 BT Form 'A' and 'B'

Form A		Taper	Ordering No.	Stock	d	D1	D2	L1	L2	L3	Lmin
<p>Form B</p> <p>'B' form available Order Example: BT40B – SHYD06-080</p> <p>Dynamically balanced to G2.5 at 20,000 rpm Order example BT40-SHYD06-080G2.5</p> <p>Balanced by Design</p>	40	BT40-SHYD06-080	○	6	26	50	80	38	24	23	
		BT40-SHYD08-080	○	8	28	50	80	38	24	24	
		BT40-SHYD10-080	●	10	30	50	80	40	26	30	
		BT40-SHYD12-090	●	12	32	50	90	45	40	36	
		BT40-SHYD14-090	○	14	34	50	90	45	40	40	
		BT40-SHYD16-090	●	16	38	50	90	50	46	40	
		BT40-SHYD18-095	○	18	40	50	95	52	50	43	
		BT40-SHYD20-095	●	20	42	50	95	52	50	43	
		BT40-SHYD25-105	○	25	53	-	105	59	-	46	
		BT40-SHYD32-110	●	32	60	-	110	60	-	51	
	50	BT50-SHYD06-090	○	6	26	50	90	38	24	23	
		BT50-SHYD08-090	○	8	28	50	90	38	24	24	
		BT50-SHYD10-095	●	10	30	50	95	40	26	30	
		BT50-SHYD12-100	●	12	32	50	100	45	40	36	
		BT50-SHYD14-100	○	14	34	50	100	45	40	40	
		BT50-SHYD16-105	●	16	38	50	105	50	46	40	
		BT50-SHYD18-105	○	18	40	50	105	52	50	43	
		BT50-SHYD20-105	●	20	42	50	105	52	50	43	
		BT50-SHYD25-115	○	25	53	-	115	59	-	46	
BT50-SHYD32-120		●	32	60	-	120	60	-	51		
BT50-SHYD40-125	○	40	68	-	125	65	-	57			
Spare Parts		Pressure Screw	Stopscrew								
		See page 142	See page 142								

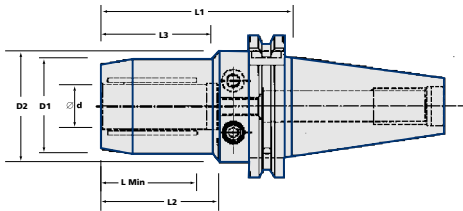
● = Standard Product. ○ = Available on request

Packing unit and ordering example: 1 piece BT40-SHYD06-080

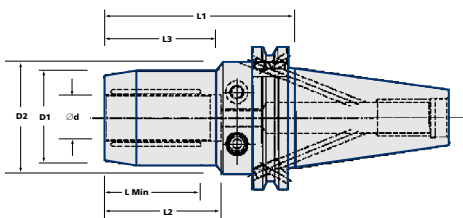
SuperaC Hydraulic Chuck

SuperaC Slimline Toolholder : DV DIN 69871 Form 'A' and 'B'

Form A



Form B



'B' form available
Order Example:
DV40B – SHYD06-075

Dynamically balanced to G2.5 at
20,000 rpm
Order example
DV40B – SHYD06-075G2.5

Balanced by Design

Taper	Ordering No.	Stock	d	D1	D2	L1	L2	L3	Lmin
40	DV40-SHYD06-075	•	6	26	50	75	38	24	23
	DV40-SHYD08-075	○	8	28	50	75	38	24	24
	DV40-SHYD10-075	•	10	30	50	75	40	26	30
	DV40-SHYD12-080	•	12	32	50	80	45	40	36
	DV40-SHYD14-080	○	14	34	50	80	45	40	40
	DV40-SHYD16-085	•	16	38	50	85	50	46	40
	DV40-SHYD18-090	○	18	40	50	90	52	50	43
	DV40-SHYD20-090	•	20	42	50	90	52	50	43
	DV40-SHYD25-110	○	25	53	-	110	59	-	46
	DV40-SHYD32-115	•	32	60	-	115	60	-	51
50	DV50-SHYD06-075	•	6	26	50	75	38	24	23
	DV50-SHYD08-075	•	8	28	50	75	38	24	24
	DV50-SHYD10-075	○	10	30	50	75	40	26	30
	DV50-SHYD12-080	•	12	32	50	80	45	40	36
	DV50-SHYD14-080	○	14	34	50	80	45	40	40
	DV50-SHYD16-085	○	16	38	50	85	50	46	40
	DV50-SHYD18-090	○	18	40	50	90	52	50	43
	DV50-SHYD20-090	•	20	42	50	90	52	50	43
	DV50-SHYD25-100	•	25	53	-	100	59	-	46
	DV50-SHYD32-100	•	32	60	-	100	60	-	51
DV50-SHYD40-110	○	40	68	-	110	65	-	57	

Spare Parts

Pressure Screw



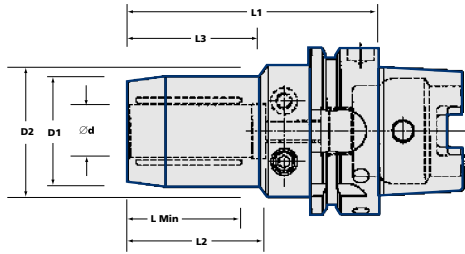
See page
142

Stopscrew



See page
142

SuperaC Slimline Toolholder : HSK - A + C DIN 69893



Please Note: Other HSK sizes and gauge lengths available on request.

HSK 'E' for high speed applications also available.

Please phone for details.

Dynamically balanced to G2.5 at 20,000 rpm
Order example
HSK50A – SHYD06-080G2.5

For Coolant Tube and Wrench see page 134

Taper	Ordering No.	Stock	d	D1	D2	L1	L2	L3	Lmin
50	HSK50A-SHYD06-080	○	6	26	42	80	38	24	23
	HSK50A-SHYD08-080	○	8	28	42	80	38	24	24
	HSK50A-SHYD10-085	○	10	30	42	85	40	26	30
	HSK50A-SHYD12-090	○	12	32	42	90	45	40	36
63	HSK63A-SHYD06-080	●	6	26	50	80	38	24	23
	HSK63A-SHYD08-080	○	8	28	50	80	38	24	24
	HSK63A-SHYD10-085	○	10	30	50	85	40	26	30
	HSK63A-SHYD12-090	●	12	32	50	90	45	40	36
	HSK63A-SHYD14-090	○	14	34	50	90	45	40	40
	HSK63A-SHYD16-095	●	16	38	50	95	50	46	40
	HSK63A-SHYD18-095	○	18	40	50	95	52	50	43
	HSK63A-SHYD20-100	●	20	42	50	100	52	50	43
	HSK63A-SHYD25-105	○	25	53	-	105	59	-	46
HSK63A-SHYD32-125	○	32	60	-	125	60	-	51	
80	HSK80A-SHYD06-085	○	6	26	50	85	38	24	23
	HSK80A-SHYD08-085	○	8	28	50	85	38	24	24
	HSK80A-SHYD10-090	○	10	30	50	90	40	26	30
	HSK80A-SHYD12-095	●	12	32	50	95	45	40	36
	HSK80A-SHYD14-095	○	14	34	50	95	45	40	40
	HSK80A-SHYD16-100	●	16	38	50	100	50	46	40
	HSK80A-SHYD18-100	○	18	40	50	100	52	50	43
	HSK80A-SHYD20-105	●	20	42	50	105	52	50	43
	HSK80A-SHYD25-115	○	25	53	-	115	59	-	46
	HSK80A-SHYD32-125	●	32	60	-	125	60	-	51
100	HSK100A-SHYD06-085	○	6	26	50	85	38	24	23
	HSK100A-SHYD08-085	○	8	28	50	85	38	24	24
	HSK100A-SHYD10-090	○	10	30	50	90	40	26	30
	HSK100A-SHYD12-095	●	12	32	50	95	45	40	36
	HSK100A-SHYD14-095	○	14	34	50	95	45	40	40
	HSK100A-SHYD16-100	●	16	38	50	100	50	46	40
	HSK100A-SHYD18-100	○	18	40	50	100	52	50	43
	HSK100A-SHYD20-105	●	20	42	50	105	52	50	43
	HSK100A-SHYD25-115	○	25	53	-	115	59	-	46
	HSK100A-SHYD32-120	●	32	60	-	120	60	-	51

Balanced by Design

Spare Parts

Pressure Screw

Stopscrew



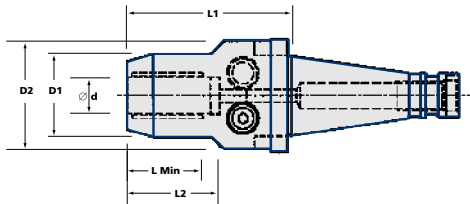
See page 142



See page 142

SuperaC Hydraulic Chuck

SuperaC Chuck : DIN 2080-A



Taper	Ordering No.	Stock	d	D1	D2	L1	L2	Lmin
40	DT40-HYD06-082	○	6	36	56	82	34	23
	DT40-HYD08-082	○	8	36	56	82	34	24
	DT40-HYD10-082	○	10	36	56	82	38	30
	DT40-HYD12-082	●	12	36	56	82	42	35
	DT40-HYD16-082	○	16	40	56	82	45	40
	DT40-HYD20-082	●	20	46	60	92	52	43
	DT40-HYD25-082	○	25	55	65	96	56	46
50	DT50-HYD06-082	○	6	36	56	90	34	23
	DT50-HYD08-082	○	8	36	56	90	34	24
	DT50-HYD10-082	○	10	36	56	90	38	30
	DT50-HYD12-082	●	12	36	56	90	42	35
	DT50-HYD16-082	○	16	40	56	90	45	40
	DT50-HYD20-082	●	20	46	60	96	52	43
	DT50-HYD25-082	○	25	55	65	100	56	46
	DT50-HYD32-082	●	32	60	72	102	60	51

Spare Parts

Pressure Screw



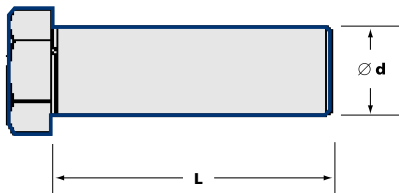
See page 142

Stopscrew



See page 142

SuperaC Hydraulic Toolholder Accessories : Clamp Force Test Piece



Ordering No.	Stock	A/F	d	L
CFTP-0600	●	13	6	40
CFTP-0800	●	13	8	40
CFTP-1000	●	13	10	45
CFTP-1200	●	13	12	50
CFTP-1400	●	13	14	50
CFTP-1600	●	19	16	50
CFTP-1800	●	19	18	55
CFTP-2000	●	19	20	60
CFTP-2500	●	32	25	60
CFTP-3200	●	32	32	65
CFTP-4000	●	32	40	68

● = Standard Product. ○ = Available on request

Packing unit and ordering example: 1 piece DT40-HYD06-082